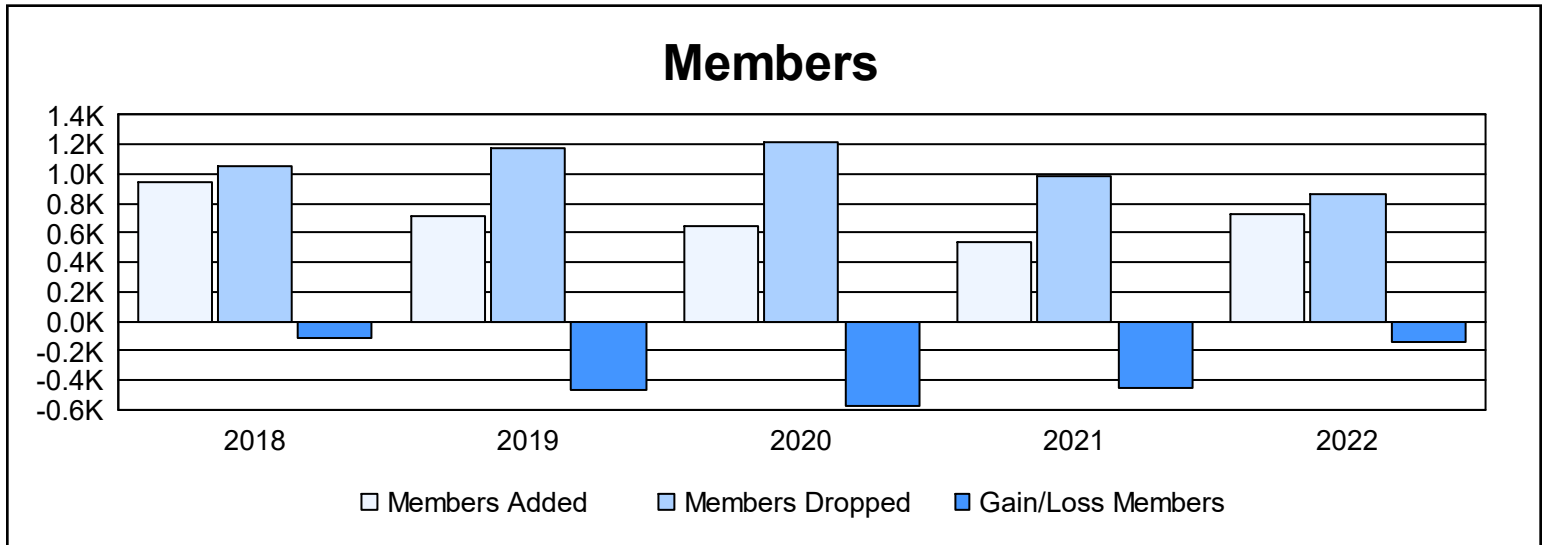
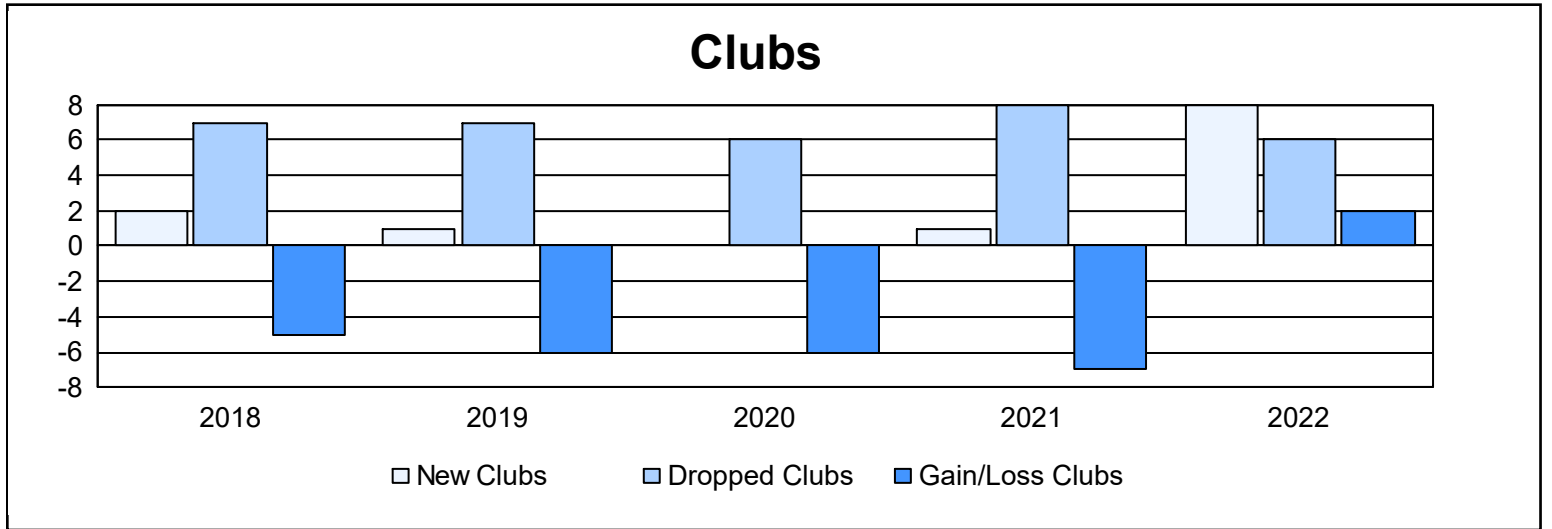
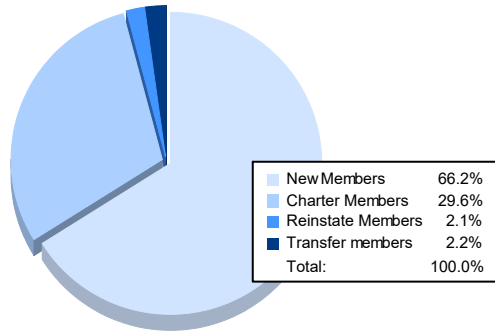


| Year | New Clubs | Dropped Clubs | Gain/ Loss Clubs | New Members | Charter Members | Reinstate Members | Transfer Members | Total Member Added | Total Members Dropped | Gain/ Loss Members |
|----------------|-----------|---------------|------------------|-------------|-----------------|-------------------|------------------|--------------------|-----------------------|--------------------|
| 2017-2018 | 2 | 7 | -5 | 807 | 101 | 17 | 15 | 940 | 1,057 | -117 |
| 2018-2019 | 1 | 7 | -6 | 643 | 21 | 13 | 32 | 709 | 1,178 | -469 |
| 2019-2020 | 0 | 6 | -6 | 601 | 0 | 14 | 25 | 640 | 1,210 | -570 |
| 2020-2021 | 1 | 8 | -7 | 453 | 54 | 17 | 14 | 538 | 990 | -452 |
| 2021-2022 | 8 | 6 | 2 | 479 | 214 | 15 | 16 | 724 | 870 | -146 |
| Average | 2 | 7 | -4 | 597 | 78 | 15 | 20 | 710 | 1,061 | -351 |



Membership Composition June 2022 Cumulative



Gender Composition June 2022 Cumulative

